

# Signing up for a Subscription.

Firstly, thank you for supporting Nested Knowledge. We hope this page will help you get set up with a subscription. Apart from this instructions we also have a video tutorial you can watch. Please reach out to [support@nested-knowledge.com](mailto:support@nested-knowledge.com) if you run into any issues, and we will be sure to promptly resolve your concern.

## 1. Create and log into your NK account.

Check out [this page](#) if you need help with this step.

## 2. Go to your subscriptions by clicking on your name and “Subscriptions” in the top right hand corner of the page.

The screenshot displays the Nested Knowledge AutoLit web application. The top navigation bar includes links for 'About', 'Docs', 'Support', 'AutoLit', and a user profile for 'Nicole'. The user profile dropdown menu is open, showing options for 'Account', 'Subscriptions' (highlighted with a red box), 'Organizations', and 'Sign Out'. On the left sidebar, the 'AutoLit' section is visible, with buttons for 'Create a New Nest' and 'Demo Nests'. The main content area features a 'Welcome to Nested Knowledge' message and a 'Create Your First Nest' section with a 'Create a New Nest (Guided)' button. Below this, there is a 'Demonstration Nests' table with three rows: 'COVID-19: Antivirals', 'Osteoarthritis: Tanezumab', and 'Heart Failure: ACE Inhibitors & ARBs', each with a 'Start Demo' button.

Demonstration Nests	
Nest	
COVID-19: Antivirals	<a href="#">Start Demo</a>
Osteoarthritis: Tanezumab	<a href="#">Start Demo</a>
Heart Failure: ACE Inhibitors & ARBs	<a href="#">Start Demo</a>

## 3. You can purchase a subscription for yourself or your organization. Toggle to the correct option for you and select the subscription plan you'd like to purchase. Then accept the terms and conditions , and hit “Checkout.”

### Manage Your Subscriptions


Individual Organization

Subscriptions are billed monthly and may be canceled any time. Your subscription will be effective upon payment; Academic tier will be subject to review, see [qualifications](#). If you have any questions about which subscription is appropriate for you, please contact us: [sales@nested-knowledge.com](mailto:sales@nested-knowledge.com).

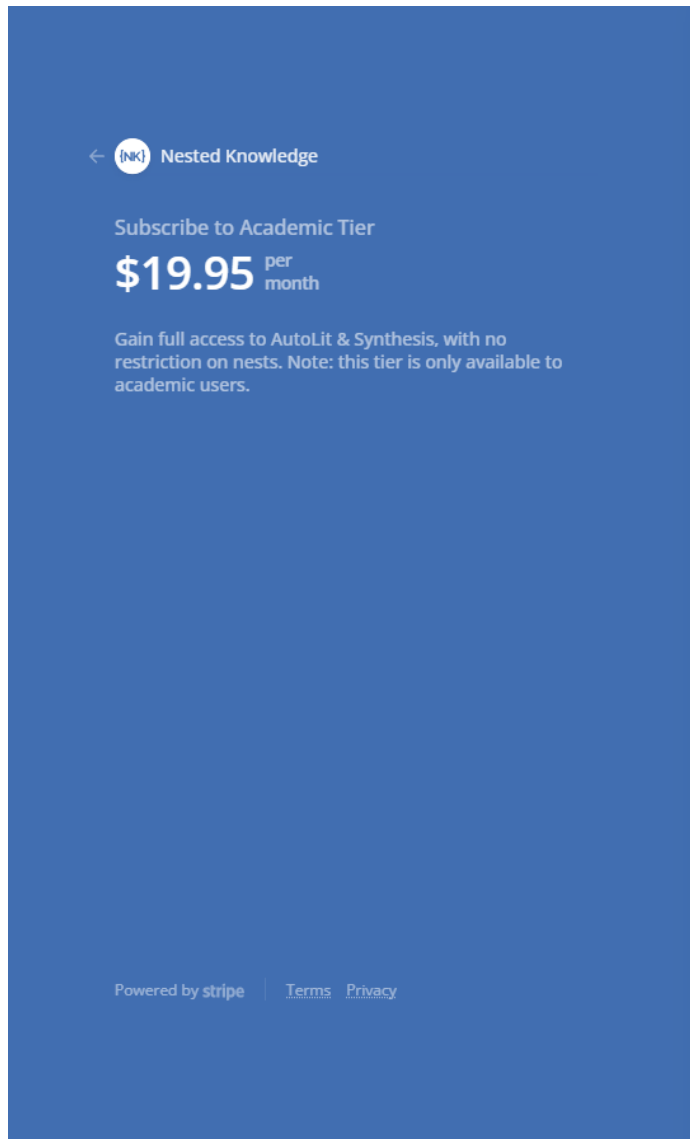
### Select a Subscription Tier

<b>Academic</b> Unlimited Access <b>\$19.95</b> Per User, Monthly	<b>Business</b> Unlimited Access <b>\$195</b> Per User, Monthly	<b>Enterprise</b> Premium Support & Training <b>\$575</b> Per User, Monthly
<input checked="" type="checkbox"/> Unlimited Nests	<input checked="" type="checkbox"/> Unlimited Nests	<input checked="" type="checkbox"/> Unlimited Nests
<input checked="" type="checkbox"/> Full Feature Access	<input checked="" type="checkbox"/> Full Feature Access	<input checked="" type="checkbox"/> Full Feature Access
<input checked="" type="checkbox"/> Technical Support	<input checked="" type="checkbox"/> Technical Support	<input checked="" type="checkbox"/> Technical Support
	<input checked="" type="checkbox"/> Training & Onboarding	<input checked="" type="checkbox"/> Training & Onboarding
		<input checked="" type="checkbox"/> Research Support
		<input checked="" type="checkbox"/> Custom Development Requests

☒ I accept the terms and conditions

Checkout 


4. Fill out your payment information and hit “Subscribe.”



### Contact information

EmailPayment method

Card

 US bank accountCard information

1234 1234 1234 1234

MM / YYCVC

Name on card

Country or regionUnited StatesZIP

☐ Save my info for secure 1-click checkout  
Pay faster on Nested Knowledge and thousands of sites.

Subscribe

By confirming your subscription, you allow Nested Knowledge to charge your card for this payment and future payments in accordance with their terms.



From: <https://wiki.nested-knowledge.com/> - **Nested Knowledge**

Permanent link:  
<https://wiki.nested-knowledge.com/doku.php?id=wiki:autolit:admin:subscription&rev=1656870281>

Last update: **2022/07/03 17:44**