

Manuscript Editor

This page describes how to draft and edit Manuscripts in AutoLit. To learn how to view and interpret the Manuscript output in Synthesis, click [here](#).

1. Navigate to "Manuscript Editor"

Below the "Synthesis" link, find the "Manuscript Editor."

The screenshot shows the 'Nested Knowledge' interface. At the top, there's a header with 'INESTED KNOWLEDGE' on the left, navigation links 'About Docs Support' in the center, and 'AutoLit' and a user profile 'Nicole' on the right. Below the header, a breadcrumb trail reads 'Home: Thrombectomy alone vs. Thrombectomy plus thrombolysis'. The main content area is divided into three columns. The left column contains a sidebar with sections: 'Nest Home' (Dashboard), 'Literature Search' (1/1) with sub-links 'Other Sources', 'Duplicate Review', 'Search Exploration', and 'Query Builder'; 'Screening' (234/269) with sub-links 'Configure Screening' and 'Study Inspector'; 'Tagging' (4/4) with sub-links 'Configure Study Tags' and 'Study Inspector'; 'Extraction' (4/4) with sub-link 'Study Inspector'; 'Synthesis' with 'Manuscript Editor' highlighted in a red box, and also 'Abstract Editor' and 'Export'; and 'Settings' (Admin). The middle column displays a manuscript draft for 'Thrombectomy alone vs. Thrombectomy plus thrombolysis', with tabs for 'Show Table of Contents', 'Protocol', and 'Materials'. The draft content includes sections for 'Objective', 'Scope', 'Population', 'Primary Outcomes' (listing 'Rate of TIC3 recanalization' and 'First Pass Effect'), and 'Secondary Outcomes' (listing 'Functional independence (mRS 0-2) at 90 days', 'Rate of early neurological improvement (NIHSS improvement of >8 or NIHSS 0/1 at 24 hours)', 'Ordinal mRS at 90 days', 'All-cause mortality', 'Occurrence of symptomatic ICH', and 'Occurrence of distal emboli post-procedure'). The right column features a 'Notes' section with tabs for 'Notes', 'Your Mentions', and 'All Mentions'. It contains a placeholder text: 'No comments yet - use this space to discuss your nest in general and ask questions of your team!'. At the bottom of this column is a rich text editor with formatting options (B, I, U, list, link) and a 'Comment' button.

2. Drafting Tools

In the Manuscript Editor, you can type up any free-text findings; you can also insert:

- **Headings:** Click the "H" in the top menu (red arrow below)
- **Bullet points or enumerated lists:** To the left and right, respectively, of the red box below
- **Images:** Click the mountain-image icon next to the red box.

Generate a Table of Contents

Can multiple people edit the Manuscript at once?

How are edits saved?

[Show Table of Contents](#)
[Download](#)

3. Insert Updatable Tables

<https://wiki.nested-knowledge.com/>

INESTED
KNOWLEDGE

Manuscript: Thrombectomy alone vs. Thrombectomy plus thrombolysis

Download

Autosaved 3:52 PM

Nest Home

Dashboard

Literature Search 1 / 1

Other Sources
Duplicate Review
Search Exploration
Query Builder

Screening 234 / 269

Configure Screening
Study Inspector

Tagging 4 / 4







































Configure Study Tags
Study Inspector

Extraction 4 / 4

Study Inspector

Synthesis

Show Table of Contents

H B I U S                                      


This will open a modal where you customize and build your Updatable Table:

Insert Updatable Table

Updatable tables allow you to define tables populated with living data from this Nest, meaning the table will update when records are updated, added, or deleted. Specify the type of data, columns, and filters for your table:

Table of:

Filter to:

Columns: 

Previewing 8 of 8 rows

Title	First Author	Year	Intervention	Arm Size
Effect of Endovascu...	Zi, Wenjie	2021	Unknown MT	116
Effect of Endovascu...	Zi, Wenjie	2021	Unknown MT + IVT	118
Effect of Mechanical...	Suzuki, Kentaro	2021	Unknown MT	101
Effect of Mechanical...	Suzuki, Kentaro	2021	Unknown MT + IVT	103
Endovascular Throm...	Yang, Pengfei	2020	Unknown MT	327

To build an Updatable Table, select the Table of, Filters, and Columns you desire. This builder functions in the same way that the Custom Table Export does, so for a full review of how each table type works, see instructions [here](#).

Add Citation information to Updatable Tables

The Updatable Table allows bibliographic fields to be added one-by-one; however, if you want to insert all citation data in one click, select “Bibliographic Data” → “Citation” in the modal:

Insert Updatable Table

Updatable tables allow you to define tables populated with living data from this Nest, meaning the table will update when records are updated, added, or deleted. Specify the type of data, columns, and filters for your table:

Table of:

Study Arm

Filter to:

Add

Columns:

Bibliographic Data

Attribute

Citation

Title

Year

First Author

Authors

DOI

PubMed ID

Link

Keywords

Abstract

Intervention

Arm Size

mRS 0-2 (n/N)

10 of 71 rows

Title	Intervention	Arm Size	mRS 0-2 (n/N)
Comparison of F...	BGC plus Combi...	255	122 / 255 (47.8%)
Balloon Guide C...	BGC plus Combi...	200	90 / 200 (45.0%)
Balloon Guide C...	Combination th...	407	158 / 407 (38.8%)
Effect of Balloo...	BGC plus Unkno...	8	5 / 8 (62.5%)
Effect of Balloo...	Unknown Mech...	29	17 / 29 (58.6%)
Predictors of Su...	BGC plus Combi...	200	
Predictors of Ba...	BGC plus Stent...	93	36 / 93 (38.7%)
Balloon Guide C...	BGC plus Unkno...	528	198 / 528 (37.5%)
Balloon Guide C...	Unknown Mech...	359	125 / 359 (34.8%)
Efficacy of Com...	BGC plus Combi...	57	34 / 57 (59.6%)

Close

Update

Add and Manage Citations

To learn how to manage Citations in Manuscript, click [here](#).

Export to Microsoft Word

When you are done writing, export as a Word document in 1-click.

The screenshot displays the Manuscript Editor's main workspace. On the left is a sidebar with navigation links: Nest Home (Dashboard), Literature Search (1/1), Screening (234 / 269), Tagging (4 / 4), Extraction (4 / 4), and Synthesis. The top header includes the INESTED KNOWLEDGE logo, user profile (Nicole), and navigation links (About, Docs, Support). The document title is "Manuscript: Thrombectomy alone vs. Thrombectomy plus thrombolysis". A toolbar at the top right contains icons for Show Table of Contents, Download, Autosaved (3:52 PM), and undo/redo. The main text area shows the start of the "Introduction" section, discussing acute ischemic stroke (AIS) treatment options like IV-tPA and mechanical thrombectomy (MT).

From: <https://wiki.nested-knowledge.com/> - **Nested Knowledge**

Permanent link:
<https://wiki.nested-knowledge.com/doku.php?id=wiki:autolit:manuscript&rev=1664222372>

Last update: **2022/09/26 19:59**