

Import RIS Files

RIS files are generated to load studies from search databases other than PubMed into NK. After performing a search on SCOPUS, Web of Science, Embase, etc. there is an option to export the search as a RIS (or nBIB) file. It **must be exported as an RIS or nBIB file** because that is the format needed for NK to read it correctly.

Make sure you export all the studies in the search. Specific tips on search databases are below.

Generate the RIS File from the Search Engine

Embase

- Export all studies as Format: RIS and Field: "Citation"
- Unselect "Link to External Resolver" and "URL"

Scopus

- Leave all preselected items on "Citation Format" alone
- Export as "RIS Format"

ClinicalTrials.gov

- ClinicalTrials.gov offers [XML and JSON formats](#) and not RIS format for downloading files, which currently are not supported in the NK software.
- Alternatively, you may want to check out [our API with ClinicalTrials.gov](#), and perform an automatic search within the software.

Other Search Engine

- Follow the steps in any Search Engine that supports RIS Export
- When in doubt, select the file type that is 'for Reference Managers' or similar

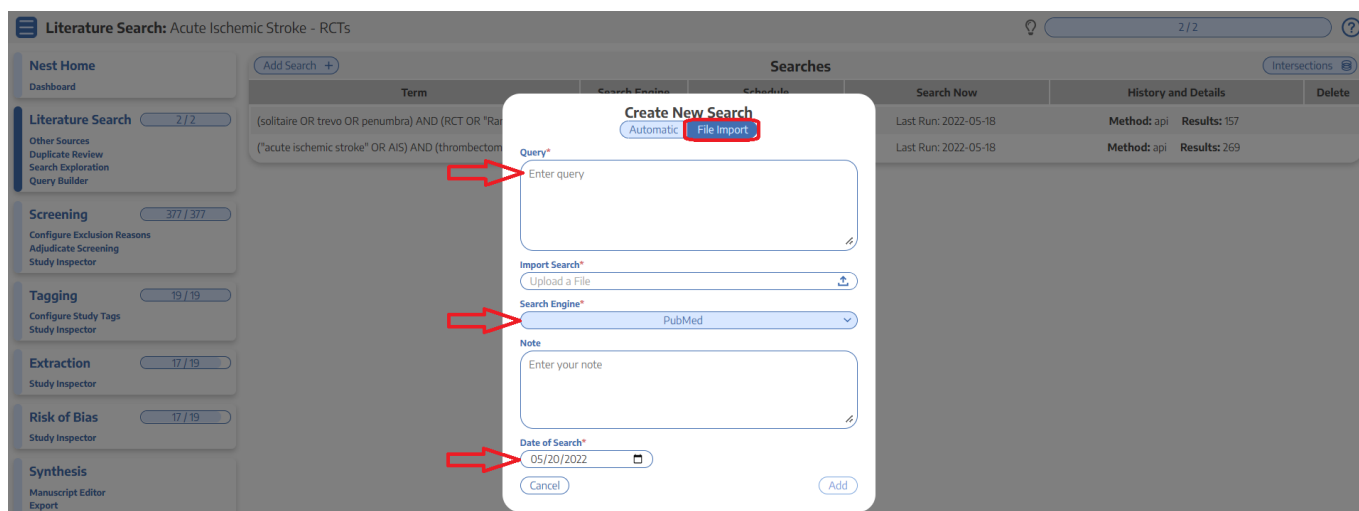
Go to Literature Search

Log into the specific nest on NK. Go to Literature Search, this is where you normally search automatically on PubMed through NK.

Upload RIS File

- From the Literature Search page, select "Add Search"

- In the modal that appears, select “File Import”



- If your RIS File resulted from a search on an index, enter the full query you used and identify the Search Engine/Index in the drop-down.
- If the Search Engine of interest is not present, select “**Other**”. A text box will appear below this menu; enter the search engine name there.
- Enter the date of your search

Why do you need to add this information?



We use the Query, Search Engine, and Date as part of the record-keeping on where the records you screened came from. You will be able to access this information in the “History” tab on any study, and it also impacts your PRISMA Chart.

- When done, click “Add” in the bottom right of the modal.

Format for RIS file

If the RIS file does not load any of the studies, check to make sure the RIS file is formatted correctly. Change the file to a .txt file and look at the format. It should be in the format below; if not, edit the file before uploading or contact support.

```

File Edit View
1.
TY - JOUR
AU - BACKGROUND until recently, the benefits of endovascular treatment in stroke were not proven. care trials have been designed to simultaneously offer yet-to-be validated interventions
METHODS the study was offered to all patients considered for endovascular management of acute ischemic stroke in one canadian hospital. inclusion criteria were broad: onset of symptoms<24h
RESULTS Seventy-seven patients were recruited in 19 months (March 2013-October 2014) at a single center. Randomized allocation was interrupted when other trials showed the benefits of endo
CONCLUSION A care trial was implemented to offer verifiable care to acute stroke patients. This approach offers a promising means to manage clinical dilemmas and guide uncertain practices.
AU - Khoury, Haim R
AU - Darsaut, Tim E
AU - Ghostine, Jimmy
AU - Deschaintre, Yan
AU - Desautel, Nicole
AU - Durocher, André
AU - Lanthier, Sylvain
AU - Poppe, Alexandre Y
AU - Odier, Céline
AU - Lebrun, Louise-Mélène
AU - Guilbert, François
AU - Gentrin, Jean-Christophe
AU - Batista, André
AU - Will, Alain
AU - Roy, Daniel
AU - Brocard, Serge
AU - Raymond, Jean
AU -
DA - 2017-06-01
DO - pubmed
DO - 10.1016/j.neurad.2017.01.126
IS - 3
JO - J Neuroradiol
LA - eng
VL - 44
TI - Endovascular thrombectomy and medical therapy versus medical therapy alone in acute stroke: A randomized care trial.
UR -
V2 - 2022-05-20
ER -
2.
TY - JOUR

```

Updating

There is **no automatic updating of RIS import**. To update your RIS file, we recommend that you do not delete or alter your past import; add an entirely new search term and file; our system will automatically de-duplicate the imported results.

Deleting a RIS File

- In the Literature Search page, find the line representing your RIS Import by identifying its Term/Query, Search Engine, and/or Date.
- In the far right column, click the red trash can icon.
- A warning will appear; if you are certain that you want to delete all records from your RIS Import, and any history of its presence in the nest, click "Proceed."



Deletion Warning:

If you delete a search or a RIS file, it will remove all studies and associated screening, tagging, and extraction data from the nest. **This action cannot be reversed!**

Using NBIB Files instead of RIS Files

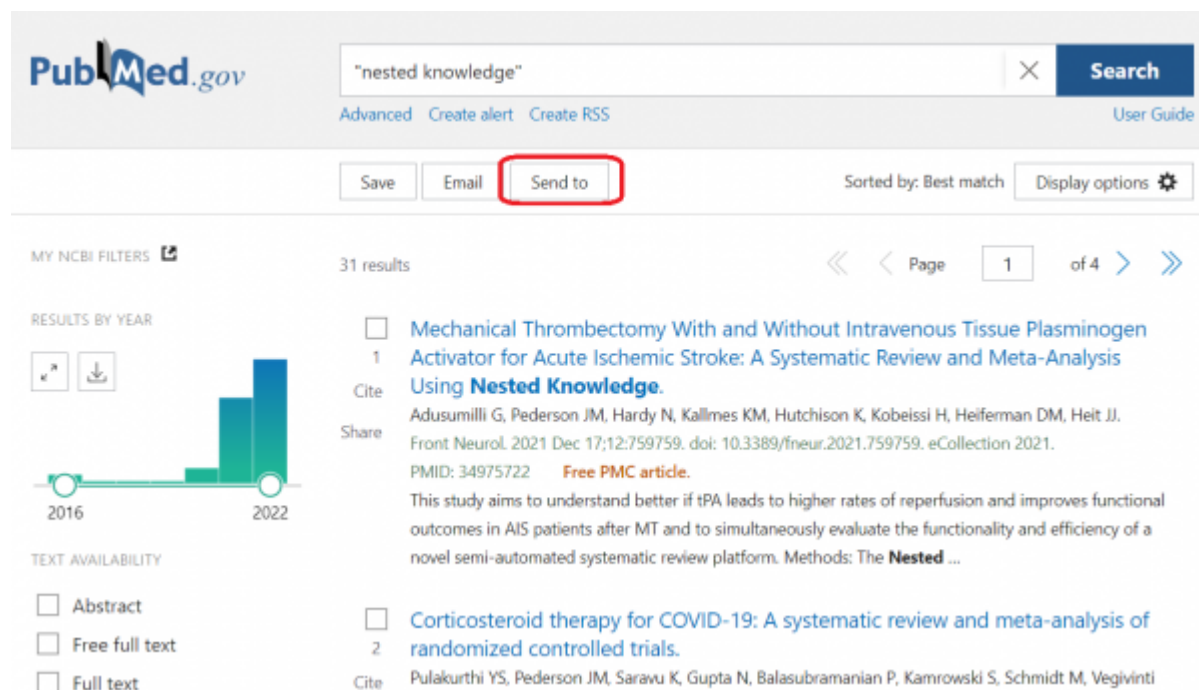
Where available, NBIB files can be exported from your database of interest and uploaded into the Literature Search module.

The most commonly used platform that offers NBIB export is PubMed, available from its main search page.

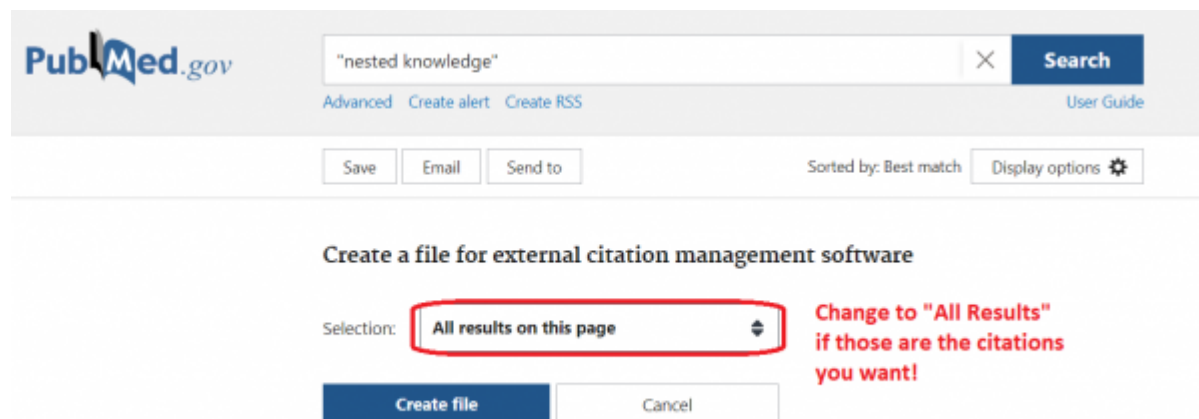
Downloading an NBIB File from PubMed

First, run your search on [PubMed](#).

Then, in the “Send To:” menu at the top of the search results page (see image), select Send To: **Citation Manager**.



Next, select the records you want to export. The “Send To:” menu automatically selects “all results on this page,” so if you want to export all search results, **ensure that you select “all results”!**



Click Create file.

Your web browser will prompt you to save the file on your computer. Import this saved file into your citation management program, and then proceed to uploading your file into your nest.

Uploading, Updating, and Deleting NBIB Files

The steps to upload (and delete) an NBIB file are the same as those for a RIS file ([above](#)).

Similarly, there is **no automatic updating of NBIB files**. In order to update an NBIB file, you must rerun and re-import the NBIB file from the database.

From:

<https://wiki.nested-knowledge.com/> - **Nested Knowledge**

Permanent link:

<https://wiki.nested-knowledge.com/doku.php?id=wiki:autolit:search:import&rev=1663108455>

Last update: **2022/09/13 22:34**