

# Sign in or Sign Up

## Steps to Create an Account:

### 1. Go to the Nested Knowledge homepage

Go to [nested-knowledge.com](https://nested-knowledge.com) and click the Sign Up in the top right corner.

This will take you to the Sign Up page, where you can fill out your First and Last Name, and view our Terms of Service:

**NESTED KNOWLEDGE**

About Docs Support Sign in **Sign up**

### Sign Up

\*First Name:

\*Last Name:

☐ I accept the terms of service

[Continue](#)

First review is free • No credit card required

**Already have an account?**

[Log in](#)

### What our customers say:

I love that the NK technology uses a cloud-based platform, where multiple people can contribute to and view all parts of the lit review without the need to email documents back and forth and things getting lost in the shuffle.

**Dr. Jilienne Touchette, PhD**  
CEO, Superior Medical Experts

I came into my first training session and the first thing that stuck out to me was how user-friendly the software is. Within a 10-15 minute span of training, I was able to pick up the platform and felt comfortable enough to get my feet wet and jump in.

**Dr. Gautam Adusumilli, MD**  
Stanford Neurosurgery Resident

Trusted by thousands of researchers around the world:

**ECRI** **ICER** **VESALIUS INNOVATION AWARD**  
INSTITUTE FOR CLINICAL AND ECONOMIC REVIEW  
by Karger Publishers

### 2. Select a login method

When you hit Continue, a new tab will open:

**Sign Up**

\*First Name:  
Jade

\*Last Name:  
T

☒ I accept the terms of service

**Continue**

First review is free • No credit card required

**Already have an account?**

**Log In**

**{NESTED}  
KNOWLEDGE**

**Welcome**

Sign Up to Nested Knowledge to continue to Nested Knowledge.

Email address

Password

**Continue**

Already have an account? [Log in](#)

OR

Continue with Google

A) Sign Up by Creating an Account: To sign up without using GMail/Google credentials, enter your email address and a password then Continue.

B) Sign Up with Google: If you would like to use your GMail/Google credentials to log into Nested Knowledge, select the “Continue with Google” option and follow the instructions.

### 3. Continue to AutoLit

Next to your name, click the “AutoLit” button.

## Bringing Systematic Review to Life

Create and share your Systematic Review on the Internet

[How does it work?](#)

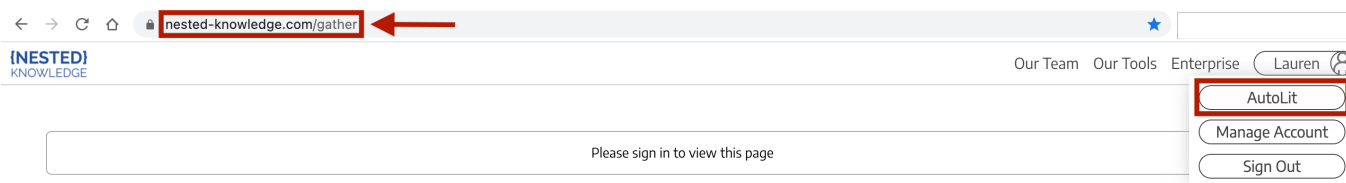
Create a living review today:

[Sign up](#)

## AutoLit + Synthesis

How does it work? Two tools: one for knowledge flowing in, one for knowledge flowing out.

You can also go to <https://nested-knowledge.com/gather> to access AutoLit.



## 4. Select or Create a Nest

From the [AutoLit Homepage](#), you can either select a current Nest to edit or [Create a new project](#).

## Steps to Log into an Existing Account:

### 1. Go to the Nested Knowledge homepage

If you have previously created your account, simply go to [nested-knowledge.com](https://nested-knowledge.com) and sign in using the button at the top right corner.

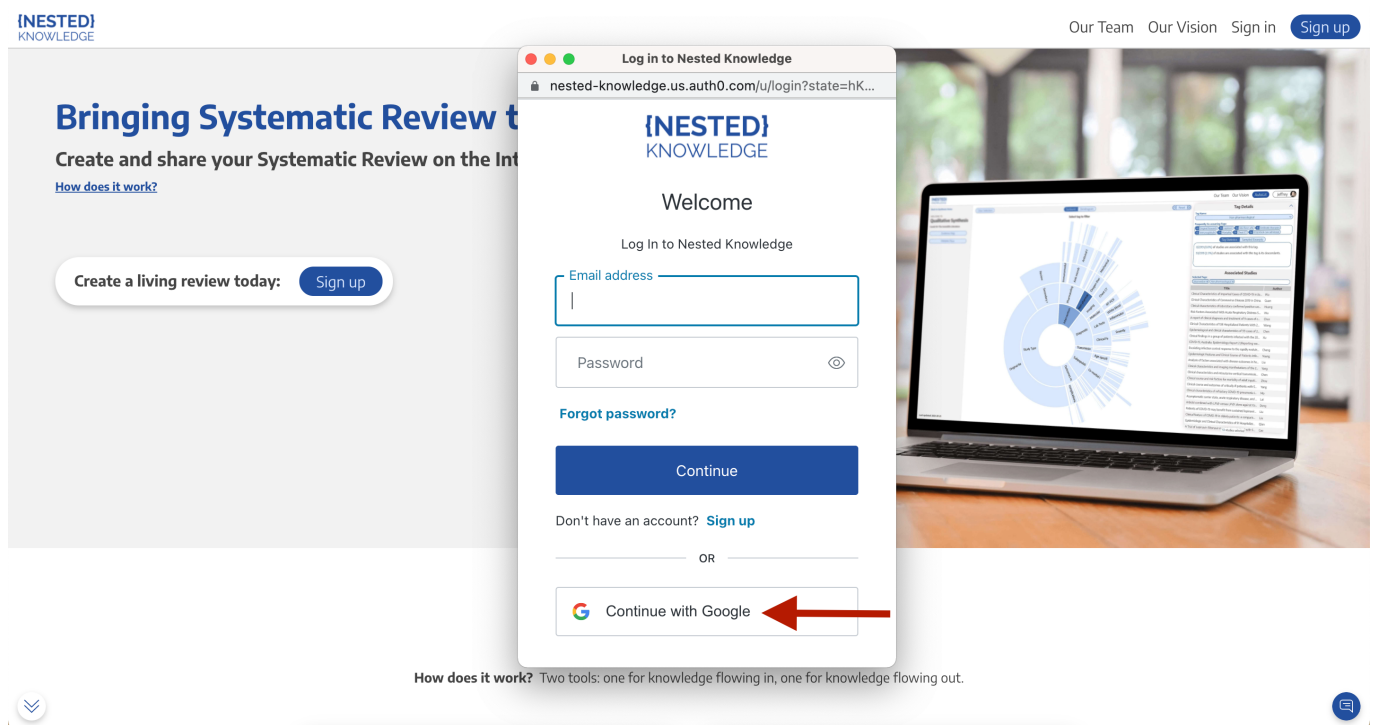


## AutoLit + Synthesis

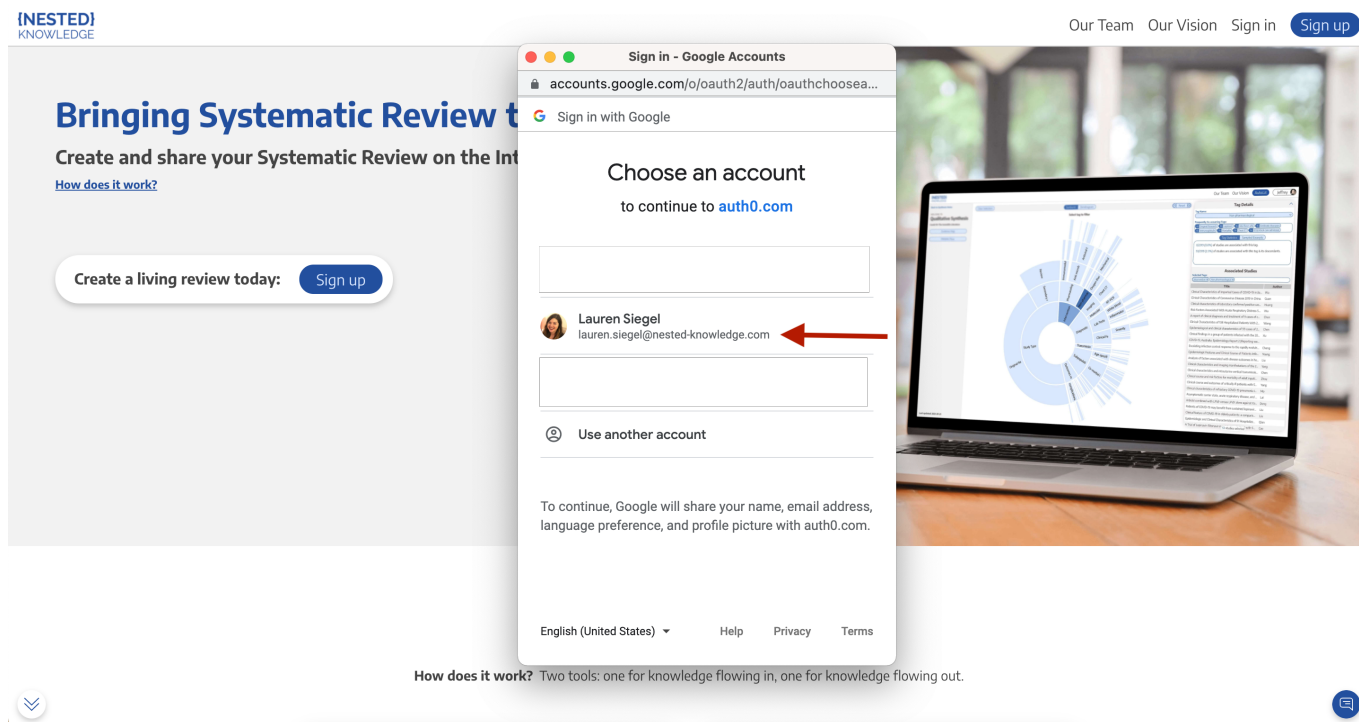
How does it work? Two tools: one for knowledge flowing in, one for knowledge flowing out.

### Select method of sign-in:

- If you signed up using your Google/GMail credentials, Click “Continue with Google”
- If you signed up using credentials you entered yourself, enter your email and password and click “Continue”



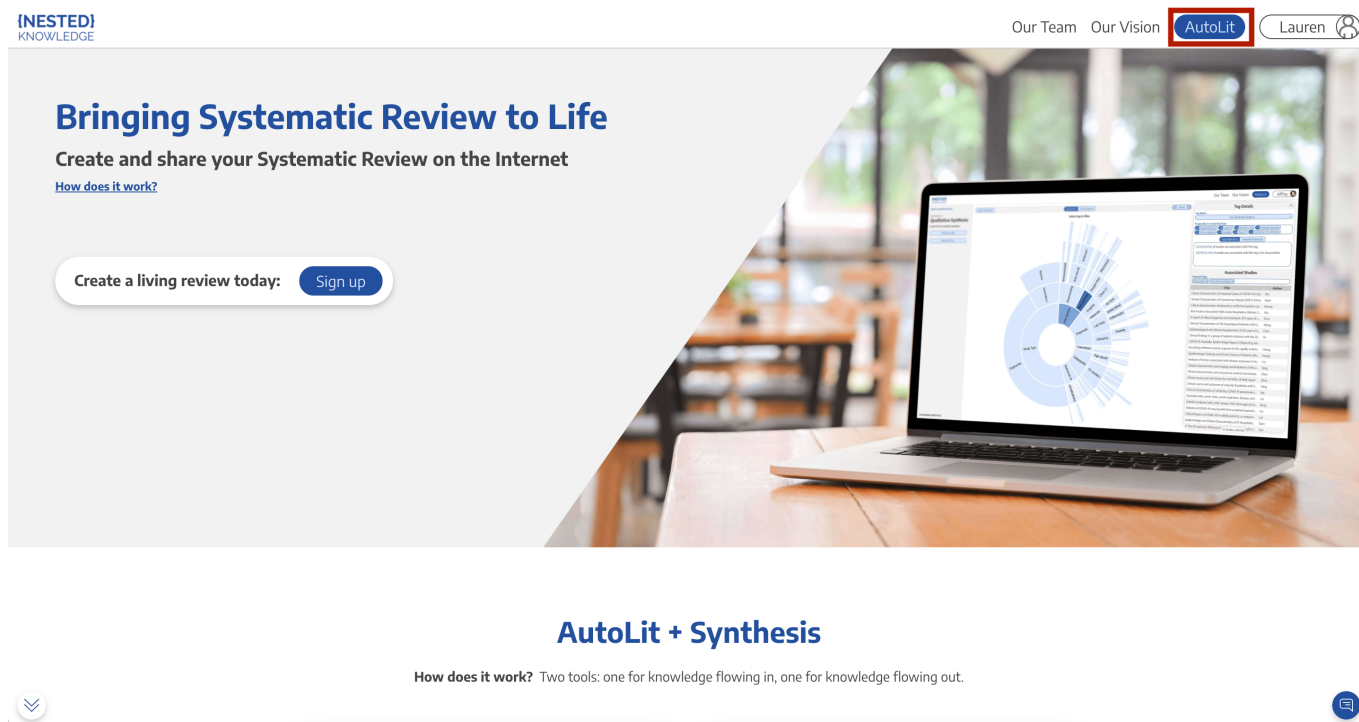
### Choose the account you used to create your NK account.



Once you have selected your account, the page will automatically sign you in.

## 2. Navigate to AutoLit

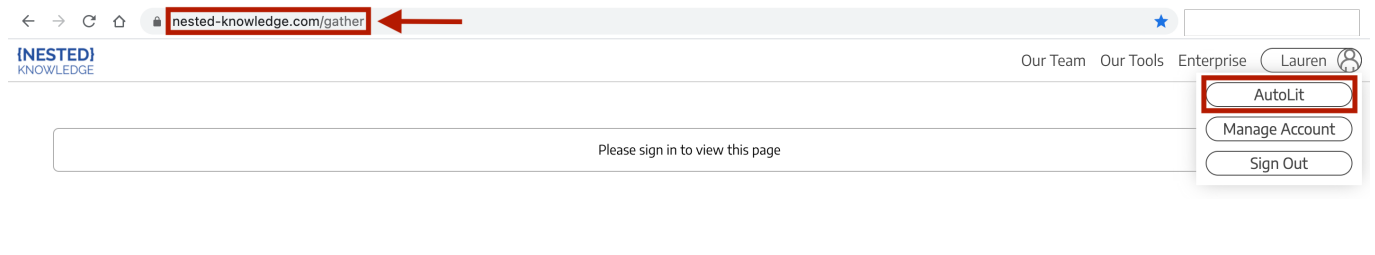
Next to your name, click the “AutoLit” button



You can also go to <https://nested-knowledge.com/gather> to access AutoLit.

Last update: 2022/09/30  
23:53

wiki:sign\_in\_to\_autolit [https://wiki.nested-knowledge.com/doku.php?id=wiki:sign\\_in\\_to\\_autolit&rev=1664582013](https://wiki.nested-knowledge.com/doku.php?id=wiki:sign_in_to_autolit&rev=1664582013)



### 3. Select or Create a Nest

From the [AutoLit Homepage](#), you can either select a current Nest to edit or [Create a new project](#).

From:

<https://wiki.nested-knowledge.com/> - **Nested Knowledge**

Permanent link:

[https://wiki.nested-knowledge.com/doku.php?id=wiki:sign\\_in\\_to\\_autolit&rev=1664582013](https://wiki.nested-knowledge.com/doku.php?id=wiki:sign_in_to_autolit&rev=1664582013)

Last update: **2022/09/30 23:53**