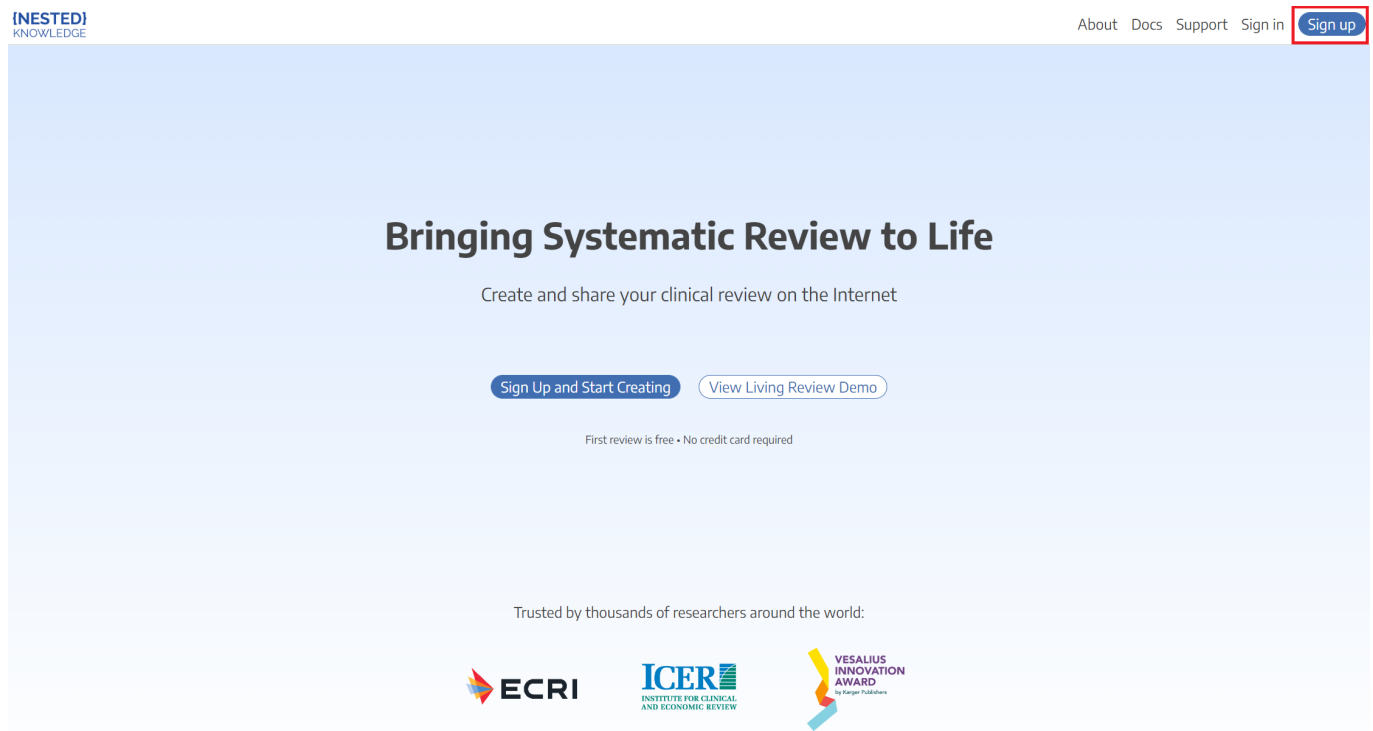


Sign in or Sign Up

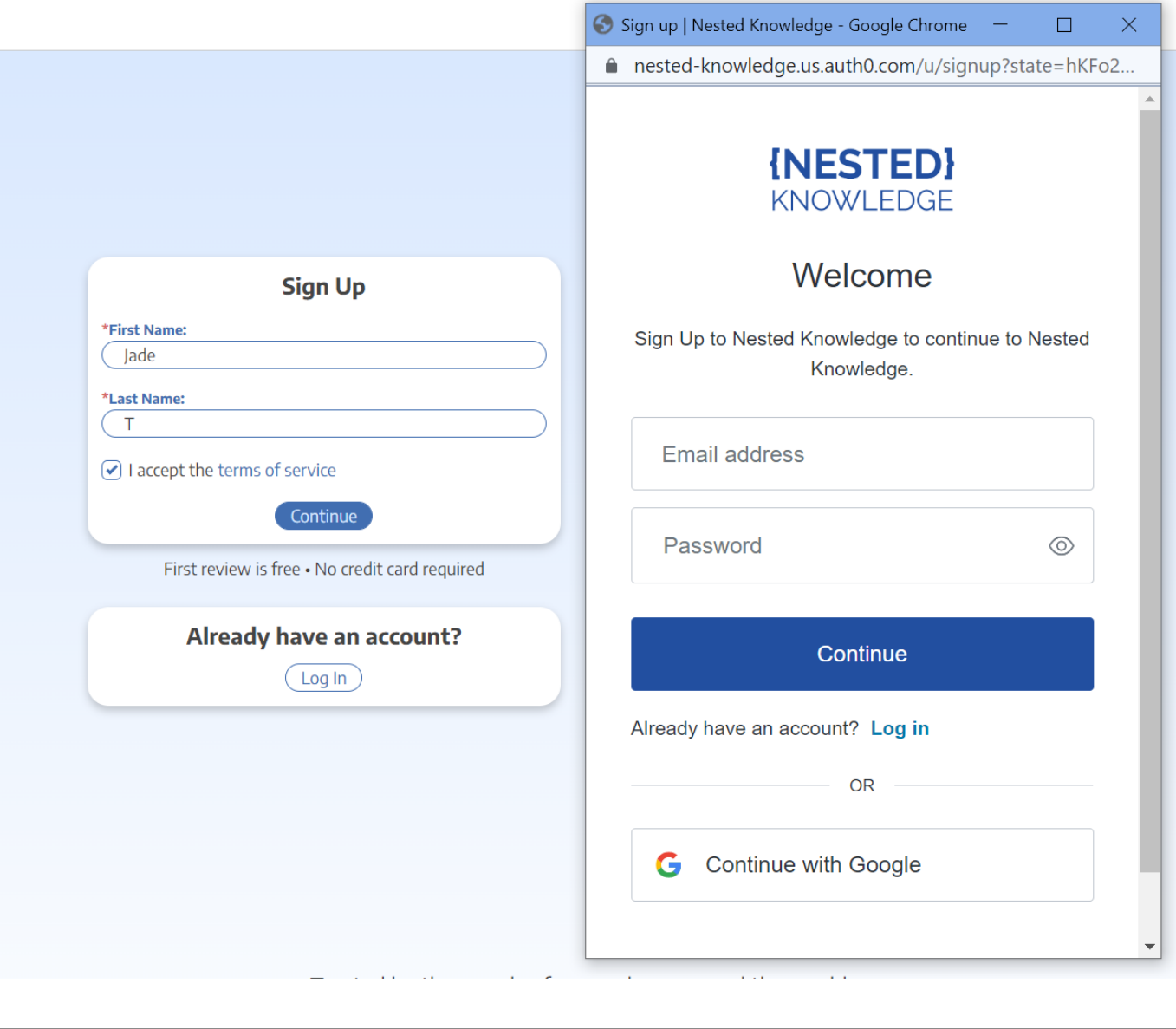
Steps to Create an Account:

1. Go to the Nested Knowledge homepage

Go to nested-knowledge.com and click the Sign Up in the top right corner.



This will take you to the Sign Up page where you can input your First Name, Last Name and view our Terms of Service.



2. Select a login method

When you hit Continue, a new tab will open:

The image displays two screenshots of the Nested Knowledge sign-up process. The left screenshot shows a 'Sign Up' form with fields for First Name (Jade), Last Name (T), and a checkbox for terms of service. The right screenshot shows a 'Welcome' screen with fields for Email address and Password, a 'Continue' button, and a 'Continue with Google' option.

You have two options when creating an account:

A) Sign Up by Creating an Account: To sign up without using GMail/Google credentials, enter your email address and a password then Continue.

B) Sign Up with Google: If you would like to use your GMail/Google credentials to log into Nested Knowledge, select the “Continue with Google” option and follow the instructions.

3. Continue to AutoLit

After completing the Sign Up process, you will be signed in and redirected back to the Nested Knowledge homepage. To access AutoLit, where all your projects will be stored, click the “AutoLit” button in the top right corner next to your name.

Bringing Systematic Review to Life

Create and share your clinical review on the Internet

Sign Up and Start Creating

View Living Review Demo

First review is free • No credit card required

Trusted by thousands of researchers around the world:



You can also go to <https://nested-knowledge.com/gather> to access AutoLit.

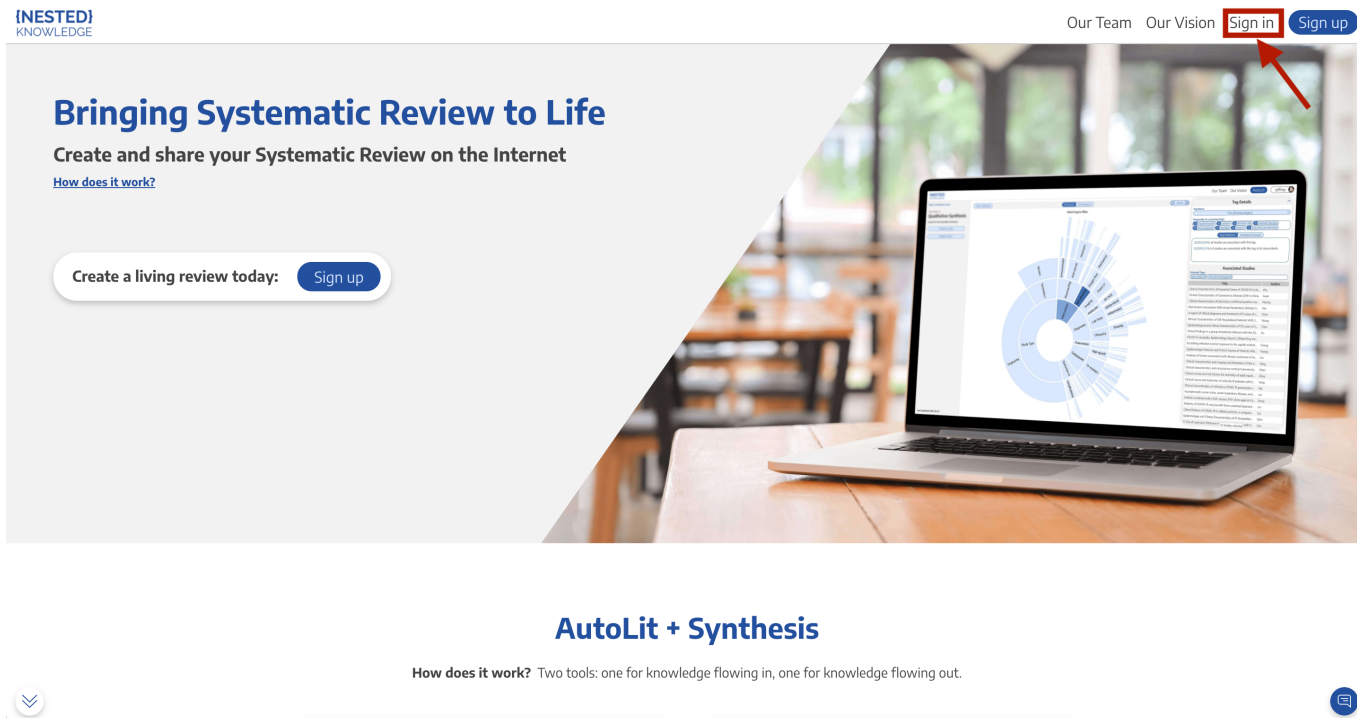
4. Select or Create a Nest

From the [AutoLit Homepage](#), you can either select a current Nest to edit or [Create a new project](#).

Steps to Log into an Existing Account:

1. Go to the Nested Knowledge homepage

If you have previously created your account, simply go to nested-knowledge.com and sign in using the button at the top right corner.



[NESTED] KNOWLEDGE

Our Team Our Vision **Sign in** Sign up

Bringing Systematic Review to Life

Create and share your Systematic Review on the Internet

[How does it work?](#)

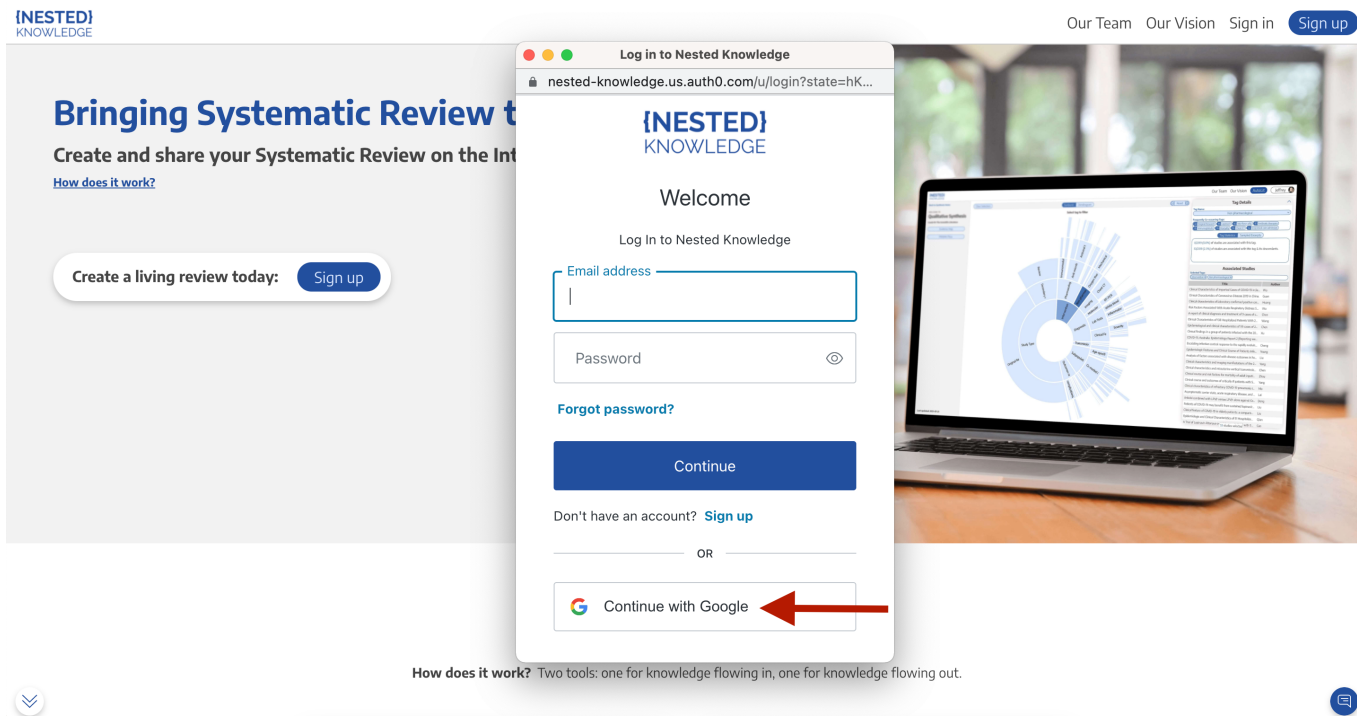
Create a living review today: [Sign up](#)

AutoLit + Synthesis

How does it work? Two tools: one for knowledge flowing in, one for knowledge flowing out.

Select method of sign-in:

- If you signed up using your Google/GMail credentials, Click “Continue with Google”
- If you signed up using credentials you entered yourself, enter your email and password and click “Continue”



[NESTED] KNOWLEDGE

Our Team Our Vision Sign in [Sign up](#)

Bringing Systematic Review to Life

Create and share your Systematic Review on the Internet

[How does it work?](#)

Create a living review today: [Sign up](#)

Log in to Nested Knowledge

nested-knowledge.us.auth0.com/u/login?state=hK...

[NESTED] KNOWLEDGE

Welcome

Log In to Nested Knowledge

Email address


Password

[Forgot password?](#)

[Continue](#)

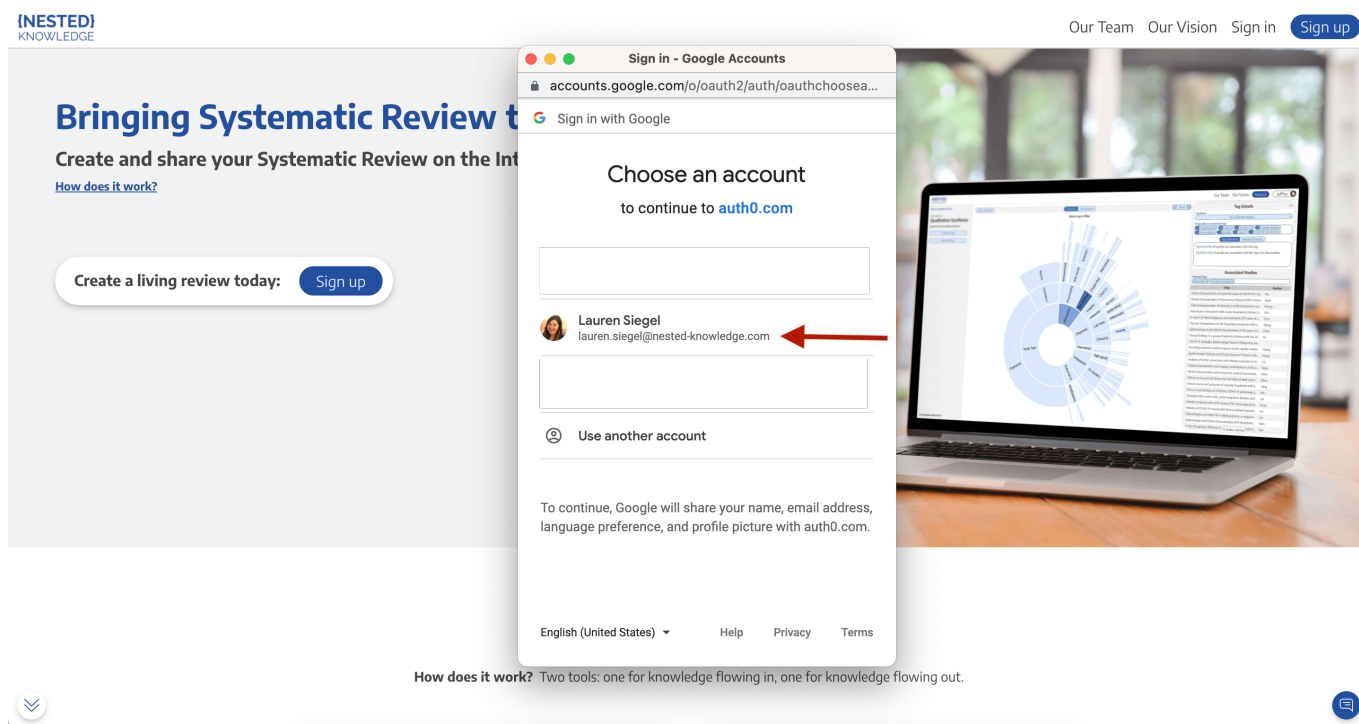
Don't have an account? [Sign up](#)

OR

 [Continue with Google](#)

How does it work? Two tools: one for knowledge flowing in, one for knowledge flowing out.

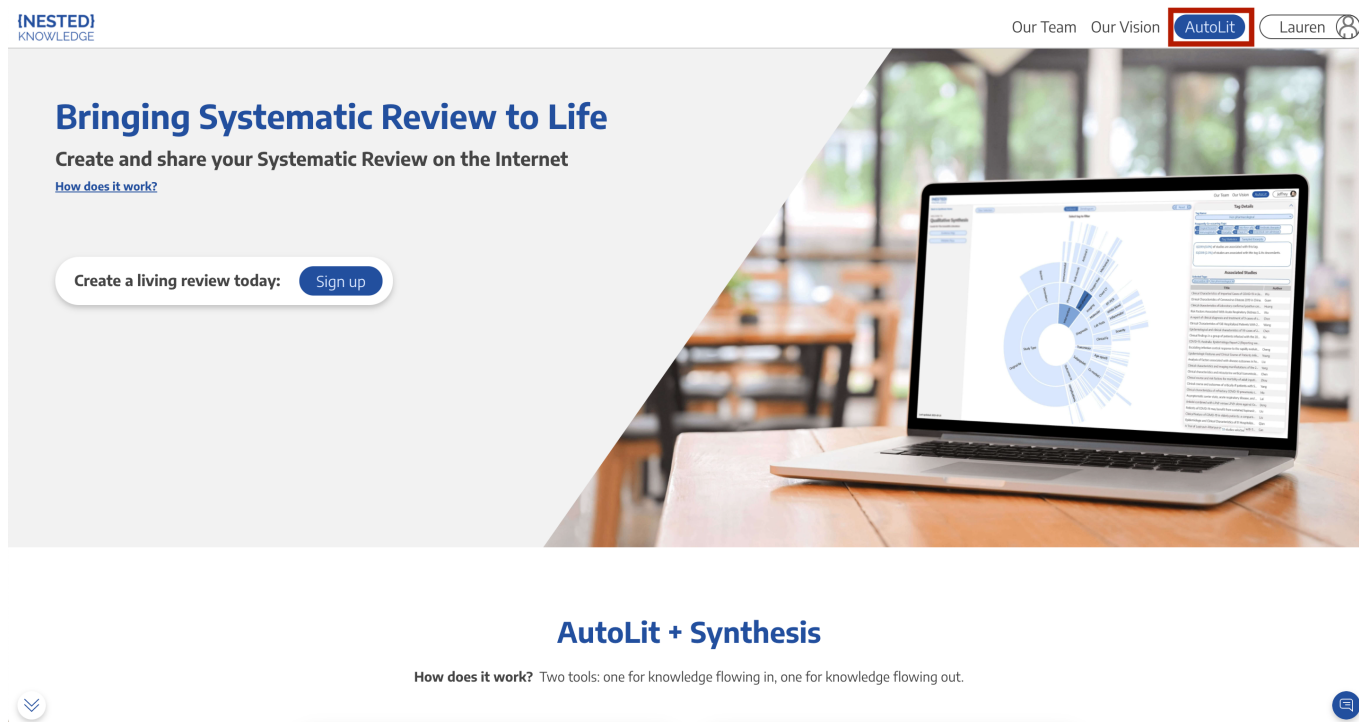
Choose the account you used to create your NK account.



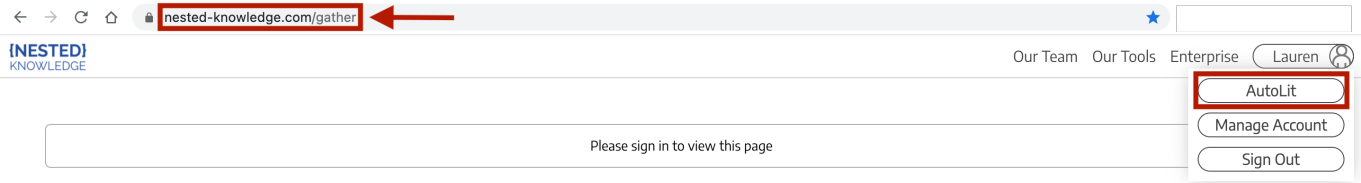
Once you have selected your account, the page will automatically sign you in.

2. Navigate to AutoLit

Next to your name, click the “AutoLit” button



You can also go to <https://nested-knowledge.com/gather> to access AutoLit.



3. Select or Create a Nest

From the [AutoLit Homepage](#), you can either select a current Nest to edit or [Create a new project](#).

From:

<https://wiki.nested-knowledge.com/> - **Nested Knowledge**

Permanent link:

https://wiki.nested-knowledge.com/doku.php?id=wiki:sign_in_to_autolit&rev=1664582786

Last update:

2022/10/01 00:06